



## Welcome!

Thank you for your interest in racing at Sycamore Speedway! We look forward to an exciting 2023 Racing Season. As an organization, our primary obligations are to our race fans and our drivers. To ensure we meet everyone's expectations and provide an excellent experience for everyone, it's imperative that each one of us understand and adhere to our racing rules.



**Read through this rule book.** It's important that you know and understand the operation of our events and Sycamore Speedway's mechanical and procedural rules.

In the event of an issue or disagreement, the Sycamore Speedway Management and Track Officials will refer to these rules to help come to a resolution regarding a disagreement over technical questions. They will also use these rules to establish the length, frequency and administration of all racing events and determine all finishing positions. **Sycamore Speedway's decision is final.**



### **RULEBOOK DISCLAIMER – THIS WILL BE IN EFFECT FOR AT LEAST 3 SEASONS (2022, 2023, & 2024)**








The rules and/or regulations set forth herein are designed to provide for orderly conduct of racing to establish minimum acceptable requirements for such events. These rules shall govern the conditions of all events, and by participating in these events, all participants are deemed to have complied with the rules. **NO EXPRESS OR IMPLIED WARRANTY OF SAFETY SHALL RESULT FROM PUBLICATIONS OF OR COMPLIANCE WITH THESE RULES AND/OR REGULATIONS.** They are intended as a guide for the conduct of the sport and are in no way a guarantee against injury or death to a participant, spectator, or official. The Race Director shall be empowered to permit minor deviation from any of the specifications herein or impose any further restrictions that, in his/her opinion, do not alter the minimum acceptable requirements. **NO EXPRESSED OR IMPLIED WARRANTY OF SAFETY SHALL RESULT FROM SUCH AN ALTERATION OF SPECIFICATION.** Any interpretation or deviation of these rules is left to the discretion of the Track Officials. Their decision is final! Other items not covered in this information will be decided by Track Officials.





## General Rules

These general rules apply to each person, car owner, driver, mechanic, pit crew member, fan, and anyone in the pit area, grandstands, or on the racetrack.

Category	Rule
<b>Abusive Language/ Actions</b>	<ul style="list-style-type: none"> <li>⊘ Abuse of any official, threats to any official, threats to another pit crew or driver, or physical harm to anyone at the racetrack at any time in person or on social media will be subject to disciplinary action. The penalty imposed will be expulsion for the rest of the race season and forfeiting any points or money earned prior.</li> <li>⊘ We will not tolerate any fighting and unnecessary recklessness or any type of retaliation.</li> <li>⊘ Profanity is prohibited.</li> <li>⊘ Fines may be imposed.</li> </ul>
<b>Accidents</b>	<ul style="list-style-type: none"> <li>✓ In case of accident, the car(s) must be taken into the pits or infield (at a safe distance) to be worked on, subject to Official's decision.</li> <li>⊘ Competing cars and drivers found in violation of rules will lose any purse money &amp; points won for that night</li> </ul>
<b>Alcohol &amp; Controlled Substances</b>	<ul style="list-style-type: none"> <li>⊘ Consumption of any alcoholic beverages or controlled substances within the Pit area or on the Racetrack before or during a race is prohibited.</li> <li>⊘ In the interest of safety, any driver who shows evidence of drinking or being under the influence of a controlled substance (as observed by the Track Officials or Flagman) may be barred from the events.</li> <li>⊘ Any car whose crew has been drinking in the Pits, will be fined, suspended, and/or both.</li> </ul>



Category	Rule
Competition Entry	<p>To compete at Sycamore Speedway, you must adhere to the following rules.</p> <ul style="list-style-type: none"> <li>✓ Your car must have a complete body,</li> <li>✓ In addition to these General Rules, you must adhere to the rules described for your class.</li> <li>✓ All cars must willingly pass a technical inspection on every race day. Any refusal for inspection results in disqualification for that night.</li> </ul> <p> No inspection-no race!</p> <ul style="list-style-type: none"> <li>✓ You must pay for any pit pass and or entry fee.</li> <li>✓ All drivers must have a valid driver's license.</li> <li>✓ All competing cars must complete a Sycamore Speedway Membership, a W9, and have a number assigned. The same number will be re-assigned to you <b>IF you re-apply for it by March 1, 2023.</b> You must register every year.</li> </ul> <p>To register for a number or become a racer at Sycamore Speedway, follow these steps.</p> <ul style="list-style-type: none"> <li>- Click the link <a href="https://sycamorespeedway.com/driver-registration-form/">https://sycamorespeedway.com/driver-registration-form/</a> or copy and paste into your browser.</li> <li>- Complete the online form (if any red Xs appear, the form is incomplete and will not submit).</li> <li>- We will send a confirmation email to you confirming your registration.</li> <li>- Download the confirmation and read it in its entirety.</li> <li>- Read through the General Rules and the rules for the class(es) you will be racing in. Rulebooks can be found at <a href="http://sycamorespeedway.com/#">http://sycamorespeedway.com/#</a></li> <li>- Prep your car according to the rulebook.</li> <li>- Bring your car to track. <ul style="list-style-type: none"> <li>▪ Go thru tech inspection at the scale</li> <li>▪ Attend driver's meeting</li> <li>▪ Qualify</li> <li>▪ Let's Go Racing!</li> </ul> </li> </ul>
Dirt Screens	<ul style="list-style-type: none"> <li>✓ Dirt screens are subject to inspection.</li> </ul>
Driver & Crew Conduct/ Integrity	<ul style="list-style-type: none"> <li>✓ Auto racing is a competitive sport, but unlike other events, our fans' support is paramount to successful racing events. Consequently, showmanship is an essential part of our racing events. The following rules are an important part of the contest rules and must be considered to ensure the sustained and continued growth of auto racing. <ul style="list-style-type: none"> <li>- Starting on time</li> <li>- Running the events in a professional manner</li> <li>- Proper racing attire</li> <li>- Brightly painted race cars</li> <li>- Sportsman-like conduct on and off the racetrack including social media.</li> </ul> </li> <li>⊘ In the interest of safety, any driver who shows evidence of exhaustion and/or other physical incapacity (as observed by the Track Officials or Flagman) may be barred from the events.</li> <li>⊘ Any person or persons willfully blocking the Track or attempting to obstruct the race program will be Black-Flagged and must leave the racetrack.</li> </ul> <p> Remember...when a rule is enforced, chances are that someone isn't going to like it.</p> <ul style="list-style-type: none"> <li>⊘ Any driver or crewmember deemed detrimental to the sport of auto racing will be refused entry to the Pits.</li> <li>⊘ Race cars and personal clothing may NOT display profane signs, sex signs, swastikas, or ethnic, racial, or political slurs.</li> </ul>





Category	Rule								
<b>Driver Compartment</b>	<ul style="list-style-type: none"> <li>✓ Batteries will be permitted if they are securely fastened in a marine-type battery box with a cover.</li> <li>✓ All fuel lines that run through the driver compartment must be covered.</li> <li>✓ Cars MUST HAVE FULL, STEEL FIREWALLS between driver and engine compartments and driver and fuel tanks.</li> <li>✓ Seats must be securely fastened to frame of vehicle.</li> <li>⊘ NO BATTERIES, FUEL TANK, FUEL LINES, or any other object that may create a hazard in the driver compartment are allowed.</li> </ul>								
<b>Exhaust</b>	<ul style="list-style-type: none"> <li>✓ All exhaust must exit at the side of the car – left side is recommended.</li> </ul>								
<b>Field of Cars</b>	<ul style="list-style-type: none"> <li>✓ The Track Steward reserves the right to increase or decrease the field of cars at his/ her discretion.</li> </ul>								
<b>Fire Extinguishers</b>	<ul style="list-style-type: none"> <li>✓ Fire extinguishers are mandatory for all cars and must be securely fastened.</li> <li>✓ Only quick-release fire extinguishers are allowed and they must be within reach of the Driver.</li> </ul>								
<b>Flag Rules</b>	<div style="border: 1px solid black; padding: 10px; margin-bottom: 10px;">  <ul style="list-style-type: none"> <li>✓ If, for any reason a race stopped (such as red, Yellow or checkered Flag), the only people <b>allowed</b> out on the track are <b>officials, safety crew, wrecker,</b> and <b>ambulance crew. NO ONE ELSE!</b></li> <li>✓ Anyone not conforming to this rule is subject to a substantial fine and/or expulsion from the grounds and disqualification of driver for the race night. These decisions will be made by Track Officials.</li> </ul> </div> <table border="1" style="width: 100%; border-collapse: collapse;"> <thead> <tr> <th style="background-color: #0056b3; color: white;">Color</th> <th style="background-color: #0056b3; color: white;">Description</th> </tr> </thead> <tbody> <tr> <td style="color: green;">Green</td> <td>Track is clear</td> </tr> <tr> <td style="color: red;">Red**</td> <td> <ul style="list-style-type: none"> <li>◆ Indicates that all cars are to stop at once. The race has been halted.</li> <li>✓ Once cars have started to line up for restart, latecomers will lose their positions.</li> <li>✓ Any car not ready for restart must go to rear of pack.</li> </ul> <div style="margin-top: 10px;">  <p>A race will not be stopped because of a car(s) spinning out in the first curve/ turn on the first lap unless the situation warrants it as deemed by the Flagman.</p> </div> </td> </tr> <tr> <td style="color: orange;">Yellow**</td> <td> <ul style="list-style-type: none"> <li>✓ Hold your position. Do not pass.</li> <li>✓ The lead car must slow down to parade-lap speed, and ALL cars must remain in single file at a constant, slow speed all around the track until directed by Track Official to double file.</li> <li>✓ If you do not trail the car in front of you, you will lose your position. It is the responsibility of the lead car to slow down to parade lap speed.</li> <li>✓ Any car(s) involved in a Yellow-Flag situation must restart in the rear of the pack</li> <li>◆ When there is a Yellow on the White-Flag lap, the race is over. Cars will be scored on the finished lap prior to White Flag.</li> </ul> <div style="margin-top: 10px;">  <p>Yellow Flag laps are not generally counted. However, at the discretion of the Track Official, Yellow Flag laps may be counted.</p> </div> <ul style="list-style-type: none"> <li>✓ If your car causes two Yellow Flags in one race, you must leave the racetrack for the remainder of that race.</li> <li>✓ If you intentionally cause a caution, you will be Black-Flagged for that race.</li> <li>✓ Any driver, pit crew member or family member disturbing the Flagman or Scorers before the conclusion of racing program, will disqualify that car and/ or be fined.</li> </ul> </td> </tr> </tbody> </table>	Color	Description	Green	Track is clear	Red**	<ul style="list-style-type: none"> <li>◆ Indicates that all cars are to stop at once. The race has been halted.</li> <li>✓ Once cars have started to line up for restart, latecomers will lose their positions.</li> <li>✓ Any car not ready for restart must go to rear of pack.</li> </ul> <div style="margin-top: 10px;">  <p>A race will not be stopped because of a car(s) spinning out in the first curve/ turn on the first lap unless the situation warrants it as deemed by the Flagman.</p> </div>	Yellow**	<ul style="list-style-type: none"> <li>✓ Hold your position. Do not pass.</li> <li>✓ The lead car must slow down to parade-lap speed, and ALL cars must remain in single file at a constant, slow speed all around the track until directed by Track Official to double file.</li> <li>✓ If you do not trail the car in front of you, you will lose your position. It is the responsibility of the lead car to slow down to parade lap speed.</li> <li>✓ Any car(s) involved in a Yellow-Flag situation must restart in the rear of the pack</li> <li>◆ When there is a Yellow on the White-Flag lap, the race is over. Cars will be scored on the finished lap prior to White Flag.</li> </ul> <div style="margin-top: 10px;">  <p>Yellow Flag laps are not generally counted. However, at the discretion of the Track Official, Yellow Flag laps may be counted.</p> </div> <ul style="list-style-type: none"> <li>✓ If your car causes two Yellow Flags in one race, you must leave the racetrack for the remainder of that race.</li> <li>✓ If you intentionally cause a caution, you will be Black-Flagged for that race.</li> <li>✓ Any driver, pit crew member or family member disturbing the Flagman or Scorers before the conclusion of racing program, will disqualify that car and/ or be fined.</li> </ul>
Color	Description								
Green	Track is clear								
Red**	<ul style="list-style-type: none"> <li>◆ Indicates that all cars are to stop at once. The race has been halted.</li> <li>✓ Once cars have started to line up for restart, latecomers will lose their positions.</li> <li>✓ Any car not ready for restart must go to rear of pack.</li> </ul> <div style="margin-top: 10px;">  <p>A race will not be stopped because of a car(s) spinning out in the first curve/ turn on the first lap unless the situation warrants it as deemed by the Flagman.</p> </div>								
Yellow**	<ul style="list-style-type: none"> <li>✓ Hold your position. Do not pass.</li> <li>✓ The lead car must slow down to parade-lap speed, and ALL cars must remain in single file at a constant, slow speed all around the track until directed by Track Official to double file.</li> <li>✓ If you do not trail the car in front of you, you will lose your position. It is the responsibility of the lead car to slow down to parade lap speed.</li> <li>✓ Any car(s) involved in a Yellow-Flag situation must restart in the rear of the pack</li> <li>◆ When there is a Yellow on the White-Flag lap, the race is over. Cars will be scored on the finished lap prior to White Flag.</li> </ul> <div style="margin-top: 10px;">  <p>Yellow Flag laps are not generally counted. However, at the discretion of the Track Official, Yellow Flag laps may be counted.</p> </div> <ul style="list-style-type: none"> <li>✓ If your car causes two Yellow Flags in one race, you must leave the racetrack for the remainder of that race.</li> <li>✓ If you intentionally cause a caution, you will be Black-Flagged for that race.</li> <li>✓ Any driver, pit crew member or family member disturbing the Flagman or Scorers before the conclusion of racing program, will disqualify that car and/ or be fined.</li> </ul>								

Category	Rule								
	<table border="1"> <tr> <td>White</td> <td> <ul style="list-style-type: none"> <li>◆ One lap to go to the completion of the race.</li> <li>◆ Folded and crisscrossed White &amp; Checkered flags signifies the race is halfway completed.</li> <li>◆ Folded and parallel White and Checkered flags means 2 laps to go.</li> </ul> </td> </tr> <tr> <td>Black</td> <td> <ul style="list-style-type: none"> <li>✓ Indicates that you must leave the track immediately because you are in violation of something. You must leave the racetrack; you cannot return during that race. No Exceptions.</li> <li>✓ If mechanical issues are the reason for the Black Flag, then you may fix the issue and return to any other subsequent, remaining race of the night.</li> <li>⊘ If you are Black-Flagged due to unsportsmanlike behavior, you must load your car and immediately leave the property.</li> <li>⊘ Failure to see the Black Flag will not be considered as an excuse to not leave the racetrack.</li> </ul> </td> </tr> <tr> <td>Blue w/Orange Stripe -</td> <td> <ul style="list-style-type: none"> <li>◆ Starter's Signal – Hold your Line.</li> <li>◆ The leaders are approaching you and you need to keep the line you are racing. Do not race the leaders. If they have caught up to you, they are faster than you, give them the space to pass you.</li> </ul> </td> </tr> <tr> <td>Checkered**</td> <td> <ul style="list-style-type: none"> <li>◆ Race is over. When lead car gets Checkered Flag, the race is over for all cars as they cross the finish line.</li> </ul> </td> </tr> </table> <p style="text-align: center;">  <b>Note</b> The placement of the cars in order of finish as determined by the Scorer will be final         </p>	White	<ul style="list-style-type: none"> <li>◆ One lap to go to the completion of the race.</li> <li>◆ Folded and crisscrossed White &amp; Checkered flags signifies the race is halfway completed.</li> <li>◆ Folded and parallel White and Checkered flags means 2 laps to go.</li> </ul>	Black	<ul style="list-style-type: none"> <li>✓ Indicates that you must leave the track immediately because you are in violation of something. You must leave the racetrack; you cannot return during that race. No Exceptions.</li> <li>✓ If mechanical issues are the reason for the Black Flag, then you may fix the issue and return to any other subsequent, remaining race of the night.</li> <li>⊘ If you are Black-Flagged due to unsportsmanlike behavior, you must load your car and immediately leave the property.</li> <li>⊘ Failure to see the Black Flag will not be considered as an excuse to not leave the racetrack.</li> </ul>	Blue w/Orange Stripe -	<ul style="list-style-type: none"> <li>◆ Starter's Signal – Hold your Line.</li> <li>◆ The leaders are approaching you and you need to keep the line you are racing. Do not race the leaders. If they have caught up to you, they are faster than you, give them the space to pass you.</li> </ul>	Checkered**	<ul style="list-style-type: none"> <li>◆ Race is over. When lead car gets Checkered Flag, the race is over for all cars as they cross the finish line.</li> </ul>
White	<ul style="list-style-type: none"> <li>◆ One lap to go to the completion of the race.</li> <li>◆ Folded and crisscrossed White &amp; Checkered flags signifies the race is halfway completed.</li> <li>◆ Folded and parallel White and Checkered flags means 2 laps to go.</li> </ul>								
Black	<ul style="list-style-type: none"> <li>✓ Indicates that you must leave the track immediately because you are in violation of something. You must leave the racetrack; you cannot return during that race. No Exceptions.</li> <li>✓ If mechanical issues are the reason for the Black Flag, then you may fix the issue and return to any other subsequent, remaining race of the night.</li> <li>⊘ If you are Black-Flagged due to unsportsmanlike behavior, you must load your car and immediately leave the property.</li> <li>⊘ Failure to see the Black Flag will not be considered as an excuse to not leave the racetrack.</li> </ul>								
Blue w/Orange Stripe -	<ul style="list-style-type: none"> <li>◆ Starter's Signal – Hold your Line.</li> <li>◆ The leaders are approaching you and you need to keep the line you are racing. Do not race the leaders. If they have caught up to you, they are faster than you, give them the space to pass you.</li> </ul>								
Checkered**	<ul style="list-style-type: none"> <li>◆ Race is over. When lead car gets Checkered Flag, the race is over for all cars as they cross the finish line.</li> </ul>								
Fuel Cells	<ul style="list-style-type: none"> <li>◆ Fuel cell with roll-over valve strongly recommended.</li> </ul>								
Gas	<ul style="list-style-type: none"> <li>✓ All gas must be in proper marked RED CANS in the pit area.</li> </ul>								
Insurance Coverage	<ul style="list-style-type: none"> <li>◆ Insurance coverage exists beginning 30 minutes prior to scheduled race time and ending 10 minutes after the finish of the last event.</li> </ul>								
Mirrors	<ul style="list-style-type: none"> <li>⊘ No mirrors are allowed on any race car for any class. NO EXCEPTIONS.</li> </ul>								
Overflow Tubes	<ul style="list-style-type: none"> <li>✓ Overflow tubes must be pointed down.</li> </ul>								
Painting of Cars	<table border="1"> <tr> <td>Body</td> <td> <ul style="list-style-type: none"> <li>✓ Cars may be painted any color(s) you choose</li> <li>⊘ No primered cars.</li> <li>⊘ Race teams cannot have identical looking cars in the same classes.</li> </ul> </td> </tr> <tr> <td>Number</td> <td> <ul style="list-style-type: none"> <li>✓ The number must be a bright, contrasting color with the following specs:                             <ul style="list-style-type: none"> <li>- Minimum of 24" square.</li> <li>- 4" brush stroke on right and left doors and the roof of the car.</li> <li>- Contrasting colors are Black &amp; White, Neon Yellow &amp; Navy Blue, Pink &amp; black. If you are not sure, please ask a Track Official.</li> </ul> </li> </ul> <p style="text-align: center;">  <b>POOR NUMBER = NO SCORE = NO PAYOUT</b> </p> </td> </tr> <tr> <td>Wheels</td> <td> <ul style="list-style-type: none"> <li>✓ Wheels must be silver, solid white, or fluorescent-colored for easy visibility in the event a tire comes off the car.</li> <li>⊘ No BLACK WHEELS!</li> <li>◆ Day-Glo paint is strongly recommended.</li> </ul> </td> </tr> </table>	Body	<ul style="list-style-type: none"> <li>✓ Cars may be painted any color(s) you choose</li> <li>⊘ No primered cars.</li> <li>⊘ Race teams cannot have identical looking cars in the same classes.</li> </ul>	Number	<ul style="list-style-type: none"> <li>✓ The number must be a bright, contrasting color with the following specs:                             <ul style="list-style-type: none"> <li>- Minimum of 24" square.</li> <li>- 4" brush stroke on right and left doors and the roof of the car.</li> <li>- Contrasting colors are Black &amp; White, Neon Yellow &amp; Navy Blue, Pink &amp; black. If you are not sure, please ask a Track Official.</li> </ul> </li> </ul> <p style="text-align: center;">  <b>POOR NUMBER = NO SCORE = NO PAYOUT</b> </p>	Wheels	<ul style="list-style-type: none"> <li>✓ Wheels must be silver, solid white, or fluorescent-colored for easy visibility in the event a tire comes off the car.</li> <li>⊘ No BLACK WHEELS!</li> <li>◆ Day-Glo paint is strongly recommended.</li> </ul>		
Body	<ul style="list-style-type: none"> <li>✓ Cars may be painted any color(s) you choose</li> <li>⊘ No primered cars.</li> <li>⊘ Race teams cannot have identical looking cars in the same classes.</li> </ul>								
Number	<ul style="list-style-type: none"> <li>✓ The number must be a bright, contrasting color with the following specs:                             <ul style="list-style-type: none"> <li>- Minimum of 24" square.</li> <li>- 4" brush stroke on right and left doors and the roof of the car.</li> <li>- Contrasting colors are Black &amp; White, Neon Yellow &amp; Navy Blue, Pink &amp; black. If you are not sure, please ask a Track Official.</li> </ul> </li> </ul> <p style="text-align: center;">  <b>POOR NUMBER = NO SCORE = NO PAYOUT</b> </p>								
Wheels	<ul style="list-style-type: none"> <li>✓ Wheels must be silver, solid white, or fluorescent-colored for easy visibility in the event a tire comes off the car.</li> <li>⊘ No BLACK WHEELS!</li> <li>◆ Day-Glo paint is strongly recommended.</li> </ul>								
Pit Rules									



Category	Rule									
	<b>Abandoned Cars</b>	<ul style="list-style-type: none"> <li>✓ Abandoned cars will be towed away. It is your responsible to take your racecar home each night or store it in the designated area at the speedway. If you do not then, we will assume it has been abandoned and will become the property of Sycamore Speedway's.</li> </ul>								
	<b>Added Starters</b>	<ul style="list-style-type: none"> <li>✓ Added starters MAY RACE upon special permission of the Track Official.</li> <li>✓ Added starters in any event will start in the rear of the pack.</li> </ul>								
	<b>Breakdowns</b>	<ul style="list-style-type: none"> <li>✓ If your car breaks down mid-event, you cannot run someone else's car with your number on it.</li> </ul>								
	<b>Changing Drivers</b>	<ul style="list-style-type: none"> <li>✓ To change drivers or cars, the driver going into the car must have qualified the car that night. This change must be reported to Pit Tower before race event.</li> <li>✓ As a driver you can only qualify one car per Class, and you must race that car all night.</li> </ul>								
	<b>Fines and/ or Suspensions</b>	<ul style="list-style-type: none"> <li>✓ Any fines and/or suspensions will be decreed by the officials, subject to the following: <table border="1" style="width: 100%; border-collapse: collapse;"> <thead> <tr style="background-color: #D3D3D3;"> <th style="width: 30%;">Violation Type</th> <th style="width: 70%;">Fine and/or Suspension</th> </tr> </thead> <tbody> <tr> <td>Mechanical</td> <td> <ul style="list-style-type: none"> <li>✓ Maximum of \$200 fine and/or disqualification for the evening</li> <li>✓ No points nor money earned</li> </ul> </td> </tr> <tr> <td>Safety</td> <td> <ul style="list-style-type: none"> <li>✓ Maximum of \$500 fine and/or two week's suspension</li> </ul> </td> </tr> <tr> <td>Unsportsmanlike Conduct</td> <td> <ul style="list-style-type: none"> <li>✓ Minimum of 2 week's suspension</li> <li>✓ Forfeit of any points or money earned on that race night.</li> </ul> <p style="text-align: center;"> <span style="color: red; font-size: 1.5em;">!</span> Depending on the severity, you could face expulsion for the rest of the season and all points and money previously earned revoked. </p> </td> </tr> </tbody> </table> </li> <li>◆ Rain outs or race night cancellations do not count towards penalty.</li> </ul>	Violation Type	Fine and/or Suspension	Mechanical	<ul style="list-style-type: none"> <li>✓ Maximum of \$200 fine and/or disqualification for the evening</li> <li>✓ No points nor money earned</li> </ul>	Safety	<ul style="list-style-type: none"> <li>✓ Maximum of \$500 fine and/or two week's suspension</li> </ul>	Unsportsmanlike Conduct	<ul style="list-style-type: none"> <li>✓ Minimum of 2 week's suspension</li> <li>✓ Forfeit of any points or money earned on that race night.</li> </ul> <p style="text-align: center;"> <span style="color: red; font-size: 1.5em;">!</span> Depending on the severity, you could face expulsion for the rest of the season and all points and money previously earned revoked. </p>
	Violation Type	Fine and/or Suspension								
Mechanical	<ul style="list-style-type: none"> <li>✓ Maximum of \$200 fine and/or disqualification for the evening</li> <li>✓ No points nor money earned</li> </ul>									
Safety	<ul style="list-style-type: none"> <li>✓ Maximum of \$500 fine and/or two week's suspension</li> </ul>									
Unsportsmanlike Conduct	<ul style="list-style-type: none"> <li>✓ Minimum of 2 week's suspension</li> <li>✓ Forfeit of any points or money earned on that race night.</li> </ul> <p style="text-align: center;"> <span style="color: red; font-size: 1.5em;">!</span> Depending on the severity, you could face expulsion for the rest of the season and all points and money previously earned revoked. </p>									
<b>Lineups</b>	<ul style="list-style-type: none"> <li>✓ The cars line up in the pits for an event according to the positions posted on the pit bulletin boards. Any car not in line at this time will miss the event.</li> </ul> <p>Any car missing an event because of this rule may start the next as an added starter; exception – those cars missing the consolation race cannot automatically start the feature as added starter.</p> <ul style="list-style-type: none"> <li>⊘ Any car that comes too late to qualify will be added to lineups as officials deem appropriate.</li> <li>⊘ If in the combined opinion of the Flagman, Track Officials and Timer, deems that a driver did not make the best effort to qualify, he/ she will be positioned in the race lineup as judged appropriate.</li> </ul>									
<b>Protest Rule</b>	<p>If you feel that one of your competitors is cheating, for \$200 you can request that the car be inspected. \$50 is retained by the racetrack; the remaining \$150 goes to the correct party.</p> <p>Does not apply to the Compact Division</p>									

Category	Rule												
	<table border="1" style="width: 100%; border-collapse: collapse;"> <thead> <tr> <th style="background-color: #D3D3D3;">IF</th> <th style="background-color: #D3D3D3;">Then</th> </tr> </thead> <tbody> <tr> <td>You are correct</td> <td>You get your \$150 back</td> </tr> <tr> <td>The Competitor is correct</td> <td>The Competitor receives the \$150</td> </tr> </tbody> </table> <p> <b>Note</b> The \$200 you are paying is for a full tech; should this inspection result in an illegal car, then the repercussions are the same as if the car was randomly picked for a full-tech inspection (e.g., loss of points and money for the night).</p> <table border="1" style="width: 100%; border-collapse: collapse;"> <tr> <td style="width: 20%;"><b>Start/ End Times</b></td> <td> <ul style="list-style-type: none"> <li>✓ Cars must be on the property at least thirty (30) minutes before race time.</li> <li>✓ All cars must be removed from Pit area after the conclusion of the evening events.</li> </ul> <p style="text-align: center;">Pit lights out and Pit area emptied and locked thirty minutes after race event.</p> <ul style="list-style-type: none"> <li>✓ ANY car left on the premises after ten days will be charged “storage”.</li> </ul> </td> </tr> <tr> <td><b>Starting Position</b></td> <td> <ul style="list-style-type: none"> <li>✓ If you do not race your heat event, regardless of reason, you will forfeit your starting position for the feature.</li> </ul> </td> </tr> <tr> <td><b>Vehicles in Pits</b></td> <td> <ul style="list-style-type: none"> <li>✓ Only the tow vehicles (race car, vehicle, and trailer hauling) will be allowed in the pits.</li> </ul> </td> </tr> </table>	IF	Then	You are correct	You get your \$150 back	The Competitor is correct	The Competitor receives the \$150	<b>Start/ End Times</b>	<ul style="list-style-type: none"> <li>✓ Cars must be on the property at least thirty (30) minutes before race time.</li> <li>✓ All cars must be removed from Pit area after the conclusion of the evening events.</li> </ul> <p style="text-align: center;">Pit lights out and Pit area emptied and locked thirty minutes after race event.</p> <ul style="list-style-type: none"> <li>✓ ANY car left on the premises after ten days will be charged “storage”.</li> </ul>	<b>Starting Position</b>	<ul style="list-style-type: none"> <li>✓ If you do not race your heat event, regardless of reason, you will forfeit your starting position for the feature.</li> </ul>	<b>Vehicles in Pits</b>	<ul style="list-style-type: none"> <li>✓ Only the tow vehicles (race car, vehicle, and trailer hauling) will be allowed in the pits.</li> </ul>
IF	Then												
You are correct	You get your \$150 back												
The Competitor is correct	The Competitor receives the \$150												
<b>Start/ End Times</b>	<ul style="list-style-type: none"> <li>✓ Cars must be on the property at least thirty (30) minutes before race time.</li> <li>✓ All cars must be removed from Pit area after the conclusion of the evening events.</li> </ul> <p style="text-align: center;">Pit lights out and Pit area emptied and locked thirty minutes after race event.</p> <ul style="list-style-type: none"> <li>✓ ANY car left on the premises after ten days will be charged “storage”.</li> </ul>												
<b>Starting Position</b>	<ul style="list-style-type: none"> <li>✓ If you do not race your heat event, regardless of reason, you will forfeit your starting position for the feature.</li> </ul>												
<b>Vehicles in Pits</b>	<ul style="list-style-type: none"> <li>✓ Only the tow vehicles (race car, vehicle, and trailer hauling) will be allowed in the pits.</li> </ul>												
<b>Qualifying Rules</b>	<ul style="list-style-type: none"> <li>✓ When qualifying, an allowance of one spin or wave-off will be permitted per night.</li> <li>✓ When time trials are over for a given class, <b>they are over</b> – no exceptions.</li> <li>✓ You will be allowed one qualifying lap or other means to facilitate positioning as time permits to be determined by the Track Officials.</li> <li>✓ You must run the trophy dash to receive fast-time point, this applies to all Friday night classes.</li> <li>✓ Saturday classes must run their heats to secure position for their feature.</li> </ul> <p style="text-align: center;"> ✓ Packing is required. If you do not pack, you do not qualify and therefore will be placed at the rear of the slowest heat and back of feature.</p> <p style="text-align: center;">NO EXCEPTIONS.</p>												
<b>Race Receiver</b>	<ul style="list-style-type: none"> <li>✓ For All Classes running at Sycamore Speedway, all Drivers must use a one-way race receiver.</li> <li>◆ Fusion 1600 is a very common type and is most common at a lot of other facilities too.</li> <li>◆ Our <b>Channel</b> is <b>454.000</b>.</li> <li>⊘ You cannot use a transmittable radio; it must be a one-way receiver only.</li> <li>⊘ Use of radio signals that interfere with our track is prohibited.</li> </ul>												
<b>Racetrack &amp; Infield Rules</b>	<ul style="list-style-type: none"> <li>✓ During the races, the only people allowed on the racetrack and infield are drivers, disabled cars, safety and wrecking crew, and Track Officials.</li> <li>✓ Everyone must stay behind the fences at all times unless requested by the officials to assist for some special reason.</li> </ul>												
<b>Roll Cages</b>	<ul style="list-style-type: none"> <li>✓ Dirt Late Models (aka UMP LM), Sycamore Limited Late Models (aka SLM), Street Stocks, and Pure Stocks, all must be equipped with welded cage types (i.e., roll cages welded to the frame of the car).</li> <li>✓ Bars must be welded with the angle joints reinforced.</li> <li>✓ Bars must pass inspection of the tech steward. Suggested specs for roll bars are: <ul style="list-style-type: none"> <li>- Wall Thickness: - .095</li> <li>- Outside diameter: 1-1/2”</li> </ul> </li> </ul>												

Category	Rule										
	<p><b>Not Allowed</b></p> <ul style="list-style-type: none"> <li>⊘ No galvanized pipe. DOM type tubing is recommended.</li> <li>⊘ No pipe joints</li> </ul> <p> <b>Friday Night Compacts</b> This is <b>MANDATORY</b> to run at minimum a roll cage. See Compact Rules for specifics. It is recommended to run a roll cage for Spectator, Powder Puff, and Socker Stocker.</p>										
<b>Safety Belts &amp; Racing Harnesses</b>	<ul style="list-style-type: none"> <li>✓ Passenger type seat belts required at minimum for all Spectator, Compact, Socker Stocker and Powder Puff cars.</li> <li>✓ All Dirt Late Models (aka UMP LM), Super Late Model, Street Stock, and Pure Stock cars/ drivers must: <ul style="list-style-type: none"> <li>- Be equipped with a 5-point racing harness.</li> <li>- Have visible certification showing that the harness is 3 years or newer.</li> <li>- Be securely fastened to the frame of the car.</li> <li>- Have a quick-release metal buckle.</li> </ul> </li> </ul>										
<b>Wearing Apparel &amp; Wristbands</b>	<table border="1" style="width: 100%; border-collapse: collapse;"> <tr> <td style="width: 20%;"><b>Driving Suits</b></td> <td> <ul style="list-style-type: none"> <li>◆ We require all drivers, to wear a flame-resistant driving suit, a two-piece suit is ok.</li> </ul> <p style="text-align: center;"><b>Spectator, Powder Puff, Socker Stocker &amp; Compact Combat</b></p> <p> A driving suit is not required, however, at a minimum long sleeves and long pants are required. Note that we do recommend a flame-resistant driver suit.</p> <p style="text-align: center;">All other requirements are the same for these Classes.</p> </td> </tr> <tr> <td><b>Pit Attire</b></td> <td> <ul style="list-style-type: none"> <li>◆ We recommend that all pit participants wear white pants or coveralls, so they are more visible.</li> </ul> </td> </tr> <tr> <td><b>Helmets</b></td> <td> <ul style="list-style-type: none"> <li>✓ Approved Snell helmets with face shields must be worn for all Classes.</li> <li>⊘ No motocross, motorcycle, or snowmobile helmets are allowed.</li> </ul> </td> </tr> <tr> <td><b>Shoes &amp; Gloves</b></td> <td> <ul style="list-style-type: none"> <li>✓ Closed-toed shoes &amp; gloves are required.</li> </ul> </td> </tr> <tr> <td><b>Wristbands</b></td> <td> <ul style="list-style-type: none"> <li>✓ Wristbands appropriate for the event are required at all times. No Exceptions.</li> </ul> </td> </tr> </table>	<b>Driving Suits</b>	<ul style="list-style-type: none"> <li>◆ We require all drivers, to wear a flame-resistant driving suit, a two-piece suit is ok.</li> </ul> <p style="text-align: center;"><b>Spectator, Powder Puff, Socker Stocker &amp; Compact Combat</b></p> <p> A driving suit is not required, however, at a minimum long sleeves and long pants are required. Note that we do recommend a flame-resistant driver suit.</p> <p style="text-align: center;">All other requirements are the same for these Classes.</p>	<b>Pit Attire</b>	<ul style="list-style-type: none"> <li>◆ We recommend that all pit participants wear white pants or coveralls, so they are more visible.</li> </ul>	<b>Helmets</b>	<ul style="list-style-type: none"> <li>✓ Approved Snell helmets with face shields must be worn for all Classes.</li> <li>⊘ No motocross, motorcycle, or snowmobile helmets are allowed.</li> </ul>	<b>Shoes &amp; Gloves</b>	<ul style="list-style-type: none"> <li>✓ Closed-toed shoes &amp; gloves are required.</li> </ul>	<b>Wristbands</b>	<ul style="list-style-type: none"> <li>✓ Wristbands appropriate for the event are required at all times. No Exceptions.</li> </ul>
<b>Driving Suits</b>	<ul style="list-style-type: none"> <li>◆ We require all drivers, to wear a flame-resistant driving suit, a two-piece suit is ok.</li> </ul> <p style="text-align: center;"><b>Spectator, Powder Puff, Socker Stocker &amp; Compact Combat</b></p> <p> A driving suit is not required, however, at a minimum long sleeves and long pants are required. Note that we do recommend a flame-resistant driver suit.</p> <p style="text-align: center;">All other requirements are the same for these Classes.</p>										
<b>Pit Attire</b>	<ul style="list-style-type: none"> <li>◆ We recommend that all pit participants wear white pants or coveralls, so they are more visible.</li> </ul>										
<b>Helmets</b>	<ul style="list-style-type: none"> <li>✓ Approved Snell helmets with face shields must be worn for all Classes.</li> <li>⊘ No motocross, motorcycle, or snowmobile helmets are allowed.</li> </ul>										
<b>Shoes &amp; Gloves</b>	<ul style="list-style-type: none"> <li>✓ Closed-toed shoes &amp; gloves are required.</li> </ul>										
<b>Wristbands</b>	<ul style="list-style-type: none"> <li>✓ Wristbands appropriate for the event are required at all times. No Exceptions.</li> </ul>										
<b>Weather Policy</b>	<p>In the event of sudden showers, the track starter will suspend the races; however, every effort will be made to complete the races after the rain stops. If, in the opinion of Track Officials the bad weather will prevent the return of a safe racing condition in a reasonable amount of time, the remaining races will be cancelled or postponed as follows:</p> <ul style="list-style-type: none"> <li>◆ The program will be considered complete (no rain checks) if 4 or more events, not including time trials, have been run.</li> <li>◆ If a special event was rained out, the special event may be added to the next week's race show.</li> <li>◆ In the event of rain, or any circumstances beyond the control of the Track Officials, the Race may be declared complete or continued at the discretion of the Track Officials in charge.</li> <li>◆ If the program is not considered complete (4+ events have been completed, not including the time trials), your ticket stub or Pit pass wristband will serve as a rain check for another race held within the next 2 race weekends unless otherwise stated by Sycamore Speedway Management.</li> </ul>										
<b>Window Restraining Net</b>	<ul style="list-style-type: none"> <li>◆ A window restraining net is strongly recommended.</li> </ul>										



# PURE STOCK

Sycamore Speedway 2023  
Official Stock Car Racing Rules

PURE STOCK





## 2023 – Pure Stock Specifications, Rules & Payouts



All the General Rules above apply to the Pure Stock Class. In addition to the General Rules, the Pure Stock Class must adhere to these additional rules.

### PURE STOCK SPECS & RACE DAY

- ✓ Any stock American-made 1948 and newer automobile or station wagon with a minimum 107-inch wheelbase is allowed.
- ✓ Fuel Injection cars are allowed but they must be stock from the factory and approved by Sycamore Speedway. Please email [sycamorespeedway@gmail.com](mailto:sycamorespeedway@gmail.com) to get approval for fuel injection cars.
- ⊘ No trucks, SUVs, convertibles, compacts or T-tops are allowed.


### Race Day

- ◆ The Pure Stock Class runs on Saturday only. However, you may run for points in this Class and in any Friday night class (e.g., Spectator, Powder Puff, Socker Stocker, and/or Compact) but you may not use the same car.

### SPECIFICATIONS & RULES

Category	Rules
Batteries	<ul style="list-style-type: none"> <li>✓ Completely enclosed in a marine-type box with a lid.</li> <li>✓ Securely mounted.</li> </ul>
Body	<ul style="list-style-type: none"> <li>✓ All glass including mirrors (side &amp; rearview), head and taillights, must be removed before arriving at the speedway.</li> <li>✓ Cars must be swept clean.</li> <li>✓ Any sharp protruding objects on cars must be smashed down or cut off.</li> <li>✓ ALL DOORS must be welded shut.</li> <li>✓ Hood and deck lids:               <ul style="list-style-type: none"> <li>- Must be operable until after inspection.</li> <li>- Must open for inspection.</li> <li>- Must have hood &amp; trunk pins.</li> </ul> </li> <li>✓ Insulation under hood must be removed.</li> <li>✓ Seats:               <ul style="list-style-type: none"> <li>- Racing seat with 5-point harness required.</li> <li>- Belts must be 3 years or newer.</li> </ul> </li> <li>✓ Cars must be STOCK as from factory.</li> <li>✓ The stock steel floor pan and trunk pan must remain and be unaltered.</li> <li>✓ Rear wheel wells must remain.</li> <li>✓ Body can be repaired with sheet steel in stock configuration.               <ul style="list-style-type: none"> <li>- Must be at least 22-gauge thickness.</li> </ul> </li> <li>✓ Firewalls”               <ul style="list-style-type: none"> <li>- Front firewall must be sealed.</li> <li>- Must be in stock location.</li> </ul> </li> <li>✓ Rear seat must be removed and tinned to create a rear firewall.</li> <li>✓ Dash may be removed when a 4-point cage with dash bar is installed at OEM dash height.</li> <li>✓ 1" x 1" tapered end-rub rail is permissible.</li> <li>✓ All trunk lids must taper down towards the rear in stock fashion.</li> </ul>

PURE STOCK

Category	Rules
	<p><b>Not Allowed</b></p> <ul style="list-style-type: none"> <li>⊗ No junk tires, wheels, metal parts, etc. allowed in car.</li> <li>⊗ No riveting (e.g., doors, etc.).</li> <li>⊗ No special bumpers, reinforcements, or fabrications other than stock replacements.</li> <li>⊗ No added bracing such as X'd frames &amp; rear end housings.</li> <li>⊗ No aftermarket nose or tail allowed.</li> <li>⊗ No chopping the ends of the bumpers off.</li> <li>⊗ No chopping, shortening, or cutting allowed.</li> <li>⊗ No holes in the firewalls.</li> <li>⊗ No rear spoilers.</li> <li>⊗ No skinning of body components, inner panels, or fenders except for the clearance of the installation of inner roll cage.</li> <li>⊗ No raised flat deck lids.</li> <li>⊗ No aluminum bodies.</li> </ul>
Brakes	<ul style="list-style-type: none"> <li>✓ All 4 brakes must work.</li> <li>✓ Stock master cylinder ONLY.</li> </ul> <p><b>Not Allowed</b></p> <ul style="list-style-type: none"> <li>⊗ No brake bias valves allowed.</li> <li>⊗ No shutoffs or adjustable brakes of any kind.</li> <li>⊗ No rear disc brakes unless from factory.</li> </ul>
Carburetion	<ul style="list-style-type: none"> <li>✓ Carburetion is limited to 1 two-barrel Rochester carburetor. Maximum Venture opening is 1.250".</li> <li>✓ Carburetors must be stock mounted.</li> <li>✓ Carb should be stock and unmodified. Note: Choke may be removed.</li> </ul> <p><b>Not Allowed</b></p> <ul style="list-style-type: none"> <li>⊗ No drilling of carburetor or manifold.</li> <li>⊗ No altering of mount.</li> <li>⊗ No 4-barrel intake manifolds</li> </ul>
Cooling System	<ul style="list-style-type: none"> <li>✓ Cooling system must remain in engine compartment.</li> <li>✓ Aluminum radiators are permissible.</li> <li>✓ Reinforcement support is allowed for radiator (i.e., kicker bar allowed). This should be nothing more than to hold the radiator in an upright position.</li> <li>✓ Discharge from overflow tube must be pointed to the ground.</li> </ul> <p><b>Not Allowed</b></p> <ul style="list-style-type: none"> <li>⊗ No antifreeze.</li> </ul>
Engine	<ul style="list-style-type: none"> <li>✓ Any <b>stock</b> cast iron American made V8 engine in stock location.</li> <li>✓ Original rubber mounts. <ul style="list-style-type: none"> <li>- Solid mounts permissible but must be in stock location.</li> </ul> </li> <li>✓ Stock cast iron intake and exhaust manifolds ONLY.</li> <li>✓ Exhaust manifolds: <ul style="list-style-type: none"> <li>- Must exit under the car</li> <li>- Pipe must not be larger than 2.5"</li> </ul> </li> <li>✓ Cranking compression allowed at 180lbs. Motor must rotate 5 complete times during inspection.</li> </ul> <p> <b>Valve covers may be pulled during inspection.</b></p>






# PURE STOCK

## Sycamore Speedway 2023 Official Stock Car Racing Rules

Category	Rules
	<ul style="list-style-type: none"> <li>✓ Hydraulic Camshaft ONLY. All cars:               <ul style="list-style-type: none"> <li>– Will be vacuum tested. Must pull a minimum of 14" of vacuum at idle with a max rpm being 1000 rpm MANDATORY. At idle means the car will be in park when tested.</li> <li>– Must have a tach in working condition.</li> </ul> </li> <li>✓ Stock appearing oil pan.</li> <li>✓ Balancer—Stock only but may be replaced with OEM.</li> <li>✓ Stock Distributors ONLY. Stock coil/module in stock location only.</li> <li>✓ Stock Rocker Arms.</li> </ul> <p><b>Not Allowed</b></p> <ul style="list-style-type: none"> <li>⊗ No aftermarket racing parts.</li> <li>⊗ No aftermarket heads or made for racing heads.</li> <li>⊗ No angle plug heads.</li> <li>⊗ No H Pipes or No Ram Horns.</li> <li>⊗ No 400 blocks or aftermarket blocks</li> <li>⊗ No solid or roller camshaft.</li> <li>⊗ No roller tip rocker arms.</li> </ul>
<b>Flywheel</b>	<ul style="list-style-type: none"> <li>✓ Stock steel flexplate</li> </ul> <p><b>Not Allowed</b></p> <ul style="list-style-type: none"> <li>⊗ No aluminum or any other type of flywheel</li> </ul>
<b>Fuel Cells</b>	<ul style="list-style-type: none"> <li>✓ Fuel cells are mandatory and must be installed in trunk and above the floor and secured with metal straps.</li> <li>✓ Rollover valve required on the vent tube. If you purchase new fuel cell, make sure it has a rollover valve on the vent tube.</li> <li>✓ Must be installed in the center of trunk (i.e., no offset and must be equipped with a steel firewall between driver and tank).</li> <li>✓ Mechanical fuel pumps only.</li> <li>✓ Pump gasoline only. Fuel may be checked with gravity gauge.</li> <li>✓ Maximum of twelve (12) gallons of fuel.</li> <li>✓ Maximum of a 3/8" steel fuel line from the fuel pump to the carburetor. This will be checked with a go-no-go gauge.</li> </ul> <p><b>Not Allowed</b></p> <ul style="list-style-type: none"> <li>⊗ No ratchet straps allowed.</li> <li>⊗ No multi-valve mechanical pumps.</li> <li>⊗ No electrical fuel pumps.</li> <li>⊗ No racing fuel.</li> </ul>
<b>Rear End/ Differential</b>	<ul style="list-style-type: none"> <li>✓ Unaltered stock rear end ONLY.</li> <li>✓ Stock length trailing arms with stock rubber bushings.</li> <li>✓ Welded gears or spools allowed.</li> <li>✓ Aftermarket axles permitted and recommended.</li> <li>✓ Driveshaft must be OEM steel and painted white.</li> </ul> <p><b>Not Allowed</b></p> <ul style="list-style-type: none"> <li>⊗ No cutting or lengthening of trailing arms.</li> <li>⊗ No 9" housing unless stock from factory.</li> </ul>

PURE STOCK

Category	Rules
Roll Cage	<ul style="list-style-type: none"> <li>✓ Roll cage bracing may not extend more than 6 inches beyond front and rear firewalls.</li> <li>✓ Must be welded to the frame</li> <li>✓ 1 ¾" .095 wall tubing or better must be used. 3/16" inspection hole must be drilled in main hoop and must be easily accessible for inspection of roll bar thickness.</li> <li>✓ Roll cage will be highly teched.</li> </ul>
Steering Wheel	<ul style="list-style-type: none"> <li>✓ Stock steering column or made for racing steering shaft.</li> <li>✓ Removable racing steering wheel allowed.</li> </ul>
Suspension	<ul style="list-style-type: none"> <li>✓ Must be full, steel-bodied stock type gas shocks (e.g., 50/50 stock valving).</li> <li>✓ Rear shocks may not extend more than 21".</li> <li>✓ Racing springs can be used.</li> <li>✓ Rear Spring Height 16" max and measured unsprung.</li> <li>✓ Spindles must be stock.</li> <li>✓ All springs must be uniform and sit level with the ground.</li> <li>✓ Cars must sit level (reasonable).</li> <li>✓ Unaltered stock suspension only.</li> <li>✓ Stock diameter on front sway bar               <ul style="list-style-type: none"> <li>- If you run a front sway bar, links will be stock and the same length.</li> </ul> </li> <li>✓ Ride height. Checked with Go-No-Go gauge underneath center of engine cross member.               <div style="text-align: center; margin-top: 10px;">  <p style="color: red; font-weight: bold;">No Go=No Race.</p> </div> </li> </ul> <p><b>Not Allowed</b></p> <ul style="list-style-type: none"> <li>⊗ No split valving.</li> <li>⊗ No rear adjustable screw cups.</li> <li>⊗ No sway bars on rear.</li> <li>⊗ No adjustable bolt on front sway bar.</li> </ul>
Transmission	<ul style="list-style-type: none"> <li>✓ Stock automatic transmission ONLY.               <ul style="list-style-type: none"> <li>- Must have all forward &amp; reverse gears</li> </ul> </li> <li>✓ 12" Torque converters only.               <ul style="list-style-type: none"> <li>- Must be fluid filled.</li> </ul> </li> <li>✓ Trans cooler allowed.</li> </ul> <p><b>Not Allowed</b></p> <ul style="list-style-type: none"> <li>⊗ No direct drives.</li> </ul>
Weight	<ul style="list-style-type: none"> <li>✓ After the race, the car must weigh a minimum of 3500 lbs. including the driver as determined by the Sycamore Speedway scale.</li> <li>✓ Weights up to 50 lbs. must be securely fastened by 2 ½ inch, minimum grade 5 bolts with a minimum of 2 weight clamps. All weights must be painted white and clearly labeled with the car number on them.               <ul style="list-style-type: none"> <li>⊗ Threaded rods will not be permitted.</li> </ul> </li> <li>✓ Any weight(s) must be securely attached to the frame below the body decking.</li> <li>✓ Any car that loses any weights/ballast during an event may be subject to a penalty. If you lose your weight and it's not marked with your number, you do not get it back.</li> </ul> <p><b>Not Allowed</b></p> <ul style="list-style-type: none"> <li>⊗ Weights attached to the rear bumper and/or outside the frame.</li> <li>⊗ Pellet-type and/or liquid-type weight/ballast.</li> <li>⊗ Driver-operated weight adjustments (e.g., weight-jacking devices).</li> </ul>

Category	Rules
<b>Wheels &amp; Tires</b>	<ul style="list-style-type: none"> <li>✓ Sycamore Speedway will have tires available to purchase for the Pure Stock Class. The tires purchased from Sycamore Speedway are the only racing tires allowed.</li> </ul> <div style="margin-left: 20px;">  <p>In the event the car (ex: Crown Vic) is unable to run a 15" wheel, please contact Sycamore Speedway via email at <a href="mailto:sycamorespeedway@gmail.com">sycamorespeedway@gmail.com</a></p> </div> <div style="margin-left: 20px;">  <ul style="list-style-type: none"> <li>⊘ <u>NO WARRANTIES</u> on the Sycamore Speedway tires.</li> <li>⊘ No returns on Sycamore Speedway tires.</li> </ul> </div> <ul style="list-style-type: none"> <li>✓ Grinding permissible.</li> <li>✓ 5/8" wheel stud highly recommended</li> <li>✓ 1" lug nuts</li> <li>✓ White spoke or racing wheels allowed, 8" maximum width with 3" &amp; 4" back space only.</li> </ul> <p><b>Not Allowed</b></p> <ul style="list-style-type: none"> <li>⊘ No grooving or altering of tire.</li> <li>⊘ No pipes welded over tire valve stems.</li> <li>⊘ No mixing rim sizes.</li> </ul>
<b>Windshield</b>	<ul style="list-style-type: none"> <li>✓ Windshields or windscreens required.</li> <li>✓ A minimum 3 bars must be installed in front of driver.</li> <li>✓ Screen must be .090 thickness.</li> <li>✓ Screen must go A-pillar to A-pillar.</li> </ul>



### PURE STOCK PAYOFFS & ORDER OF EVENTS

#### Eligibility

- ◆ Must compete in 90% of races at Sycamore Speedway. No point money if you race at another track on a night that Sycamore Speedway is racing **nor if you do not attend the annual Banquet/Crowning of Champions**. \$1000 will be used for a final point fund. All payouts & point fund payments are paid to car owner.
- ⊘ If you do not attend the Banquet/Crowning of Champions, not only do you forfeit point fund money, but you also forfeit any trophy, placement in your Class, and/or any award given.
- ◆ Points will follow driver and car meaning: If you are driving more than one car in the same season, you will have points as a driver for each car that you run. Before any payout will be paid, the driver and/or car owner, whoever will be receiving the 1099 for the season, must complete a W9 and all payouts will be paid to that individual.
- ◆ You must meet the point fund qualifications to be eligible for any points money. All final point money is paid at the end of the season.

#### Purse & Points—Feature

Place	Purse	Points
1 <sup>st</sup>	\$200	20 & Trophy
2 <sup>nd</sup>	\$155	17
3 <sup>rd</sup>	\$95	15
4 <sup>th</sup>	\$85	13
5 <sup>th</sup>	\$75	12
6 <sup>th</sup>	\$65	11
7 <sup>th</sup>	\$55	10
8 <sup>th</sup>	\$45	9
9 <sup>th</sup>	\$35	8
10 <sup>th</sup>	\$25	7
11 <sup>th</sup> below	\$15	5

#### Heat Placements

Qualifying will determine placement in Heats Fastest to Slowest as shown below. If 3 heats are needed, this lineup would change. Top 3 of each Heat will report for a redraw to determine the top in the feature.

Heat 1		Heat 2	
1	3	2	4
5	7	6	8
9	11	10	12
13	15	14	16



# PURE STOCK

### Order of Events

The following Order of Events is **tentative** and subject to change.

Event	Time or Number of Laps
Pit Gates open	4:00 pm
Drivers' Meeting	6:00 pm
HL/Q for all Classes	6:30 pm
Opening Ceremonies*	7:30 pm
Races to Follow – Race Order:	
PS Heats	8
SLM Heats	8
SS Heats	8
Additional Heats (examples)	
Badger	8
Open Late Model	10
Sprints, etc.	
Any LCQ	
Intermission	10 mins
PS Feature	15 except for Twin 15
Badge Feature (if running at SS)	25
SLM Feature (except Joe & Nick and Twin 25)	25
Open Late Model Feature (if running at SS)	30
SS Feature	20

\*Fastest Qualifiers for each division will be asked to participate.

PURE STOCK